

Harvester Application Guide

Taansi and welcome to the MNBC Hub!

You can now submit a New Harvester Card application and Harvester Card renewals directly on the Hub. You'll also be able to track the stages of the application from the homepage.

The guide below walks you through the process of applying for a Harvester Card for the first time.

There may be variations in this process if you apply for a card without hunting, applying on behalf of a minor or if you are completing a renewal application.

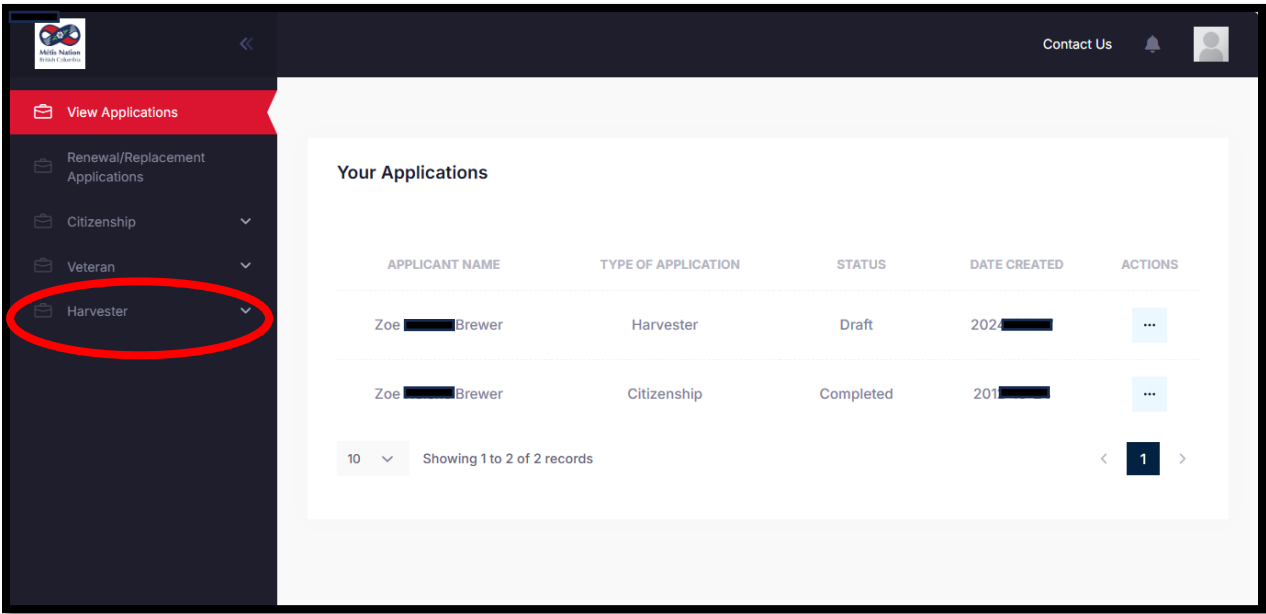
➤ Applying for a Harvester Card for the first time:

1. Log onto <https://metishub.ca/> using your username and password. You must sign up for an account beforehand.

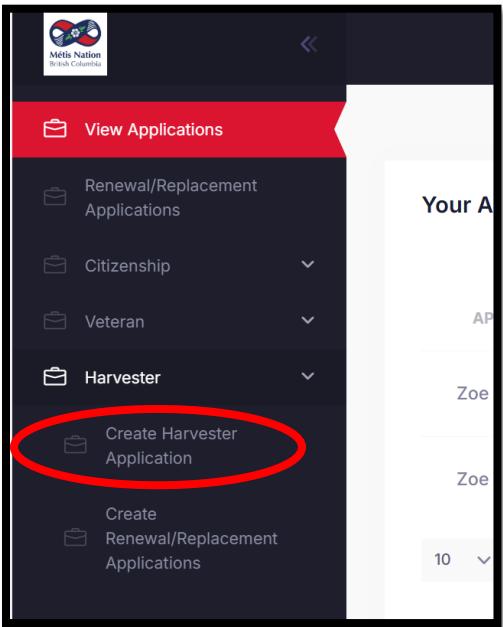
(For guidance on signing up for a new account, visit <https://www.mnbc.ca/media/2609>)



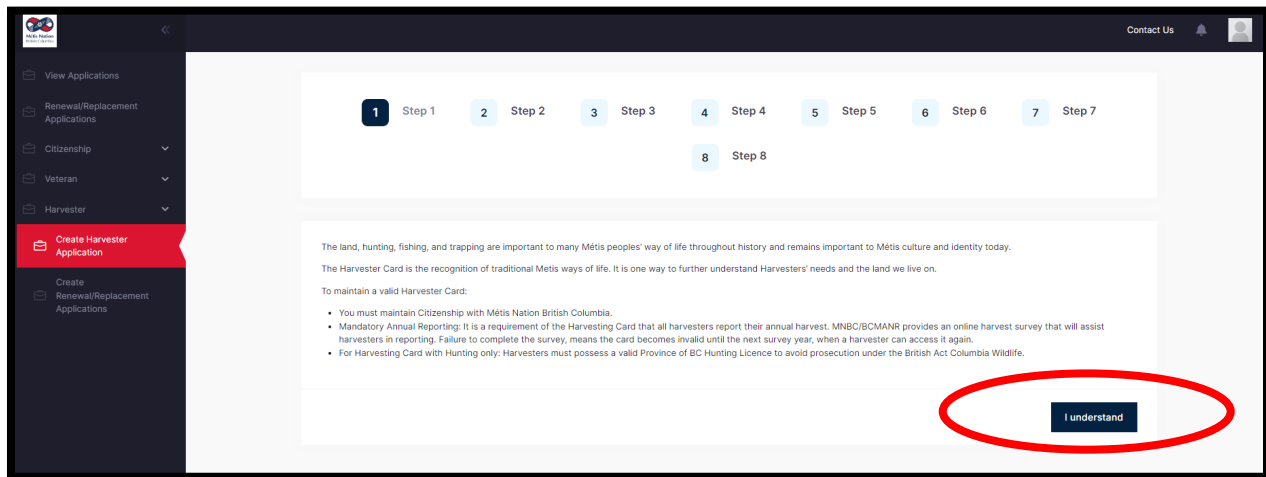
2. Click **Harvester**.



3. Click **Create Harvester Application**.



- Follow the steps through the application. Read the requirements and click **I understand** to proceed to the next step.



The screenshot shows a web application interface with a dark sidebar on the left containing navigation links: View Applications, Renewal/Replacement Applications, Citizenship, Veteran, Harvester, Create Harvester Application (highlighted in red), Create Renewal/Replacement Applications, and View/Download Card. The main content area displays a progress bar with 8 steps. Step 1 is active, and Step 2 is highlighted. Below the progress bar, there is a text block explaining the importance of the Harvester Card and the requirements to maintain it. At the bottom right, a button labeled "I understand" is circled in red.

1 Step 1 2 Step 2 3 Step 3 4 Step 4 5 Step 5 6 Step 6 7 Step 7 8 Step 8

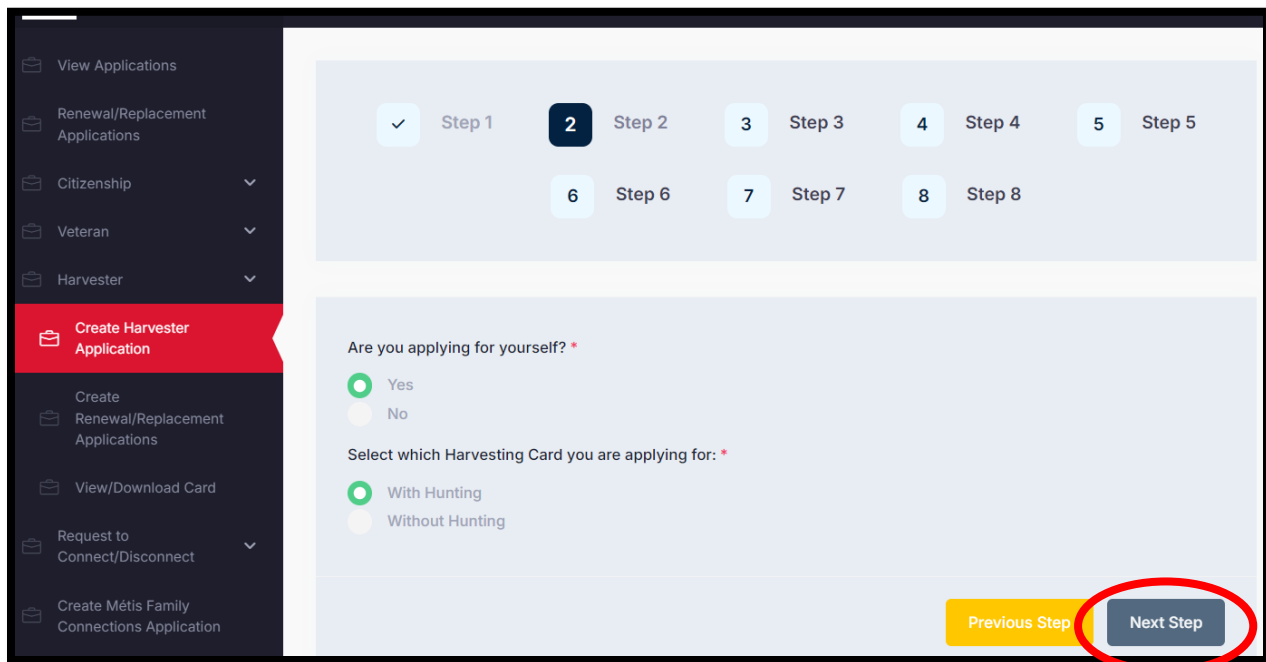
The land, hunting, fishing, and trapping are important to many Métis peoples' way of life throughout history and remains important to Métis culture and identity today. The Harvester Card is the recognition of traditional Métis ways of life. It is one way to further understand Harvesters' needs and the land we live on.

To maintain a valid Harvester Card:

- You must maintain Citizenship with Métis Nation British Columbia.
- Mandatory Annual Reporting: It is a requirement of the Harvesting Card that all harvesters report their annual harvest. MNBC/BCMANR provides an online harvest survey that will assist harvesters in reporting. Failure to complete the survey, means the card becomes invalid until the next survey year, when a harvester can access it again.
- For Harvesting Card with Hunting only: Harvesters must possess a valid Province of BC Hunting Licence to avoid prosecution under the British Act Columbia Wildlife.

I understand

- Select the options that apply to you and click **Next Step**.



The screenshot shows the same web application interface as the previous one, but now Step 2 is active and highlighted. The progress bar shows Step 1 as completed with a checkmark. The main content area contains two questions with radio button options. The first question is "Are you applying for yourself?" with "Yes" selected. The second question is "Select which Harvesting Card you are applying for:" with "With Hunting" selected. At the bottom right, a button labeled "Next Step" is circled in red.

✓ Step 1 2 Step 2 3 Step 3 4 Step 4 5 Step 5 6 Step 6 7 Step 7 8 Step 8

Are you applying for yourself? *

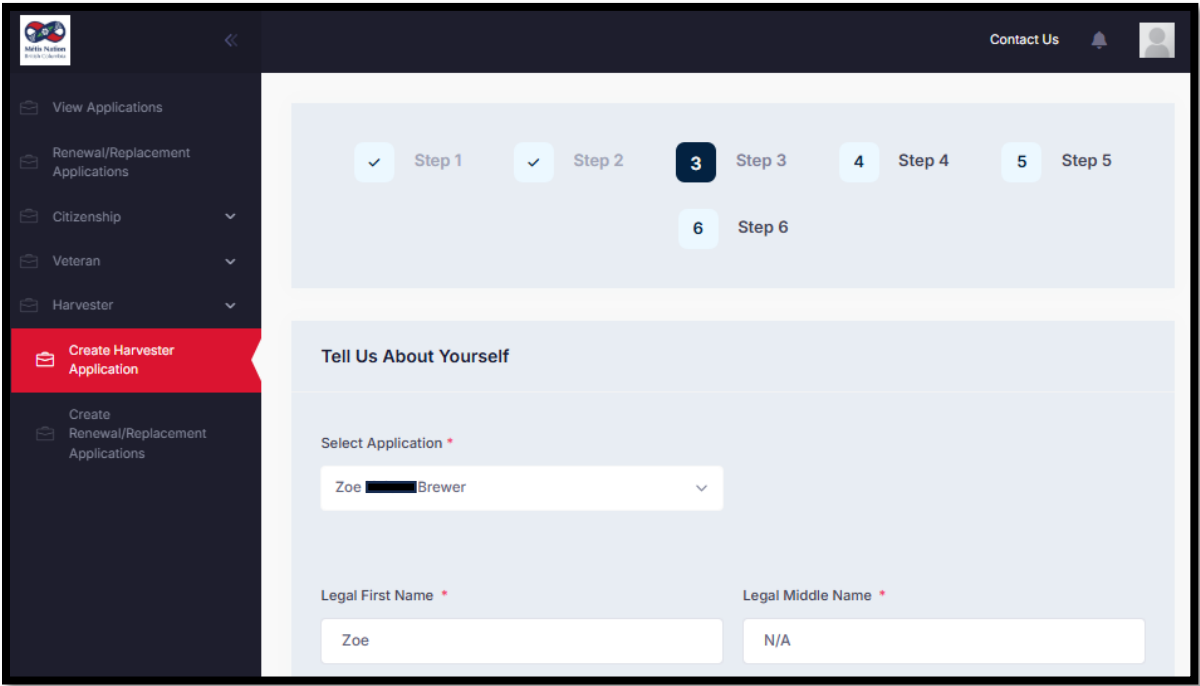
☒ Yes ☐ No

Select which Harvesting Card you are applying for: *

☒ With Hunting ☐ Without Hunting

Previous Step Next Step

6. Enter your details and click **Next Step** to proceed to Step 4.



The screenshot shows the application portal interface. On the left is a dark sidebar with navigation options: View Applications, Renewal/Replacement Applications, Citizenship, Veteran, Harvester, Create Harvester Application (highlighted in red), and Create Renewal/Replacement Applications. The main content area has a dark header with 'Contact Us', a bell icon, and a user profile icon. Below the header is a progress bar with steps 1 through 6. Steps 1 and 2 are completed (checked). Step 3 is the current step, highlighted in dark blue. Steps 4, 5, and 6 are future steps, highlighted in light blue. Below the progress bar is a section titled 'Tell Us About Yourself'. It contains a 'Select Application *' dropdown menu with the text 'Zoe [redacted] Brewer'. Below this are two text input fields: 'Legal First Name *' with the text 'Zoe' and 'Legal Middle Name *' with the text 'N/A'.

7. Upload supporting documents if necessary (card with hunting only).

Progress bar: Step 1 ✓, Step 2 ✓, Step 3 ✓, **4**, Step 5, Step 6, Step 7, Step 8

Have you ever been convicted in a hunting related incident? *

☐ Yes

☒ No

Supporting Documents

Please upload copies of following documents when submitting your application:

BC Fish & Wildlife ID Number showing: *

Choose File Fish-and-Wildlife-BC.jpg

8. Click the **Choose File** button to upload a relevant document and after you've selected it from your computer, click **Upload**.

BC Fish & Wildlife ID Number showing: *

Choose File Fish-and-Wildlife-BC.jpg

Upload files [X]

Add files

Max file size is 10 MB per file.

Choose File ¹ PAL.jfif [X]

Upload ²

- CORE Certificate or other provincial huntersafety training course
- Valid Possession & Acquisition License (PAL)
- Canadian Firearms Safety Course (CFSC)

9. If more documents need to be uploaded, click on **Upload Supporting Documents** and repeat step 8 above. Once all supporting documents have been uploaded, click **Next Step**.

Have you ever been convicted in a hunting related incident? *

☐ Yes
☒ No

Supporting Documents

Please upload copies of following documents when submitting your application:

BC Fish & Wildlife ID Number showing: *

Choose File Fish-and-Wildlife-BC.jpg

Fish-and-Wildlife-BC.jpg (16.09 KB)

BC Fish & Wildlife ID Number showing:

- Your Name
- Date of issue
- BC Resident as an active credential
- Hunting as an active credential

And please upload the following documents:

1

PAL.jpg (8.45 KB)

CORE.pdf (25.44 KB)

CORE Certificate or other provincial huntersafety training course

Valid Possession & Acquisition License(PAL)

Canadian Firearms Safety Course (CFSC)

2

10. Click **Choose File** to upload a photo as per the requested requirements.

Applicant Picture

Upload Picture *

Choose File sample HC.jpg

Photo Guidelines


You must be:


1. In colour, clear, sharp, and in focus within high resolution
2. Face and shoulders should be looking straight at the camera and centred without tilting up or down
3. Taken with a neutral facial expression with eyes open and mouth closed (no smiling)
 - eyes open and visible
 - mouth closed, no smiling


11. You'll see a preview of your photo. If it is correct, click **Next Step** to continue.

Photo for Harvesting Card

All applicants are required to upload and submit one current, passport quality photograph for their harvesting card. Photo must be a head and shoulder shot against a white background, no hat, glasses, shadows or glare.

 **Upload Picture**

sample HC.jpg (511.76 KB) 



Previous Step **Next Step**

12. Sign the Acknowledgement of Responsibility.

✓ Step 1 ✓ Step 2 ✓ Step 3 ✓ Step 4 **5 Step 5** 6 Step 6

Parent/Guardian Acknowledgement of Responsibility

The Metis Nation BC Harvesting Card for which you are applying is issued under the Authority of the Metis Nation BC Natural Resources Act. The Metis Nation BC Natural Resources Act was passed by unanimous vote at the March 2008 Metis Nation Governing Assembly and again at the 2008 Metis Nation BC Annual General Meeting. The Metis Nation BC Natural Resources Act is now legislation for the Metis Nation BC, the Act is binding on all Metis Nation BC Citizens and Chartered Communities. The information referred to in this adherence and consent form are the records concerning your yearly and lifetime harvest histories, personal information submitted in this application which is stored in hard copy and electronically, as well as third party information.

I, of hereby agree to adhere to all

Articles and Regulations of the Metis Nation BC Natural Resources Act that pertain to the use of Metis Nation BC Harvesting card and confirm my consent to the collection and use of my personal information as stated herein. Furthermore by signing this document I declare that all information contained within this application package to be true.

Date *

A copy of the Natural Resources Act can be found at [Natural Resources Act](#)

Previous Step **Next Step**

13. Select the **Click to Add Your Signatures** button. You will be redirected to Docusign to sign your application and provide a signature for the Harvester Card.

✓ Step 1

✓ Step 2

✓ Step 3

✓ Step 4

✓ Step 5


6 Step 6

Once you hit Submit at the bottom of the page, your application will be automatically sent to our Harvesting Card application processing team with the MNBC Authority of Citizenship and Registry.

If any alterations need to be made to this application, click on the Previous Step button below.

Due to a huge influx of applications and system upgrades, we aren't able to provide an estimated review date for this application. While you wait, you may review current MNBC Harvesting Card regulations, the BC Metis Assembly of Natural (BCMANR) and other related resources on the next page.

Maarsi for applying for your Harvesting Card.

 **Click to Add Your Signatures**


Annual Harvester Survey & Renewal

- ⇒ All harvesting card holders are required to complete an annual harvest survey to keep their harvesting cards valid. The harvest survey uses the Management Units found in the BC Hunting & Trapping Synopsis, the BC Freshwater Fishing Guide, and the BC Road & Recreational Atlas.
- ⇒ The survey is completed online at: <https://metisub.ca/harvestersurvey/login> The survey opens on Jan 1st and closes June 30 each year. Failure to complete survey means harvesting card deemed invalid for that year.
- ⇒ All natural resources are tracked in this survey, whether it is plant, animal, fish or recreational land use. This data is crucial to have and so important for you, as harvesters to provide. Our harvesters are our eyes and ears out on the land.
- ⇒ Harvesting Cards require renewal every 5 years. A complete renewal form and new photo must be submitted to harvester@mnb.ca or <https://metisub.ca>.

14. Tick the checkbox first and then click **Continue**.


Review and complete

Finish



Métis Nation
British Columbia

The land, hunt
today.
The Harvester
To maintain a
• You must main
• Mandatory Ann
harvest survey
harvester can
• For Harvesting Card with Hunting only: Harvesters must possess a valid Province of BC Hunting Licence to avoid prosecution under the British Act Columbia Wildlife.



1 Please read the Electronic Record and Signature Disclosure.

☒ I agree to use electronic records and signatures. *

Change Language - English (US) ▾

Other Options ▾

2 **Continue**

15. Select the **Sign** button to provide your signature.



Signature for Harvesting Card
Please sing both your first and last name in the signature box, making sure not to touch any of the black lines surrounding box. Crossing the lines will render the signature void.

Applicant's Signature

Sign

Have you ever been convicted in a hunting related incident? *

Yes

No

16. Click **Next** to go to the next signature submission.



application package to be true.

Required - Sign Here

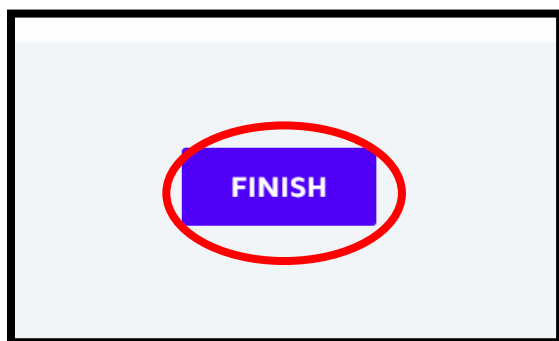
Applicant's Signature

Sign

Date

2025-01-31


17. Click **Finish** to back to the application on the MNBC Hub.



FINISH

18. A banner will appear to let you know it has been signed, as seen below.



 **Success!**
Your application has been signed successfully!

✓ Step 1

✓ Step 2

✓ Step 3

✓ Step 4

✓ Step 5

✓ Step 6

✓ Step 7

8 Step 8


You're all done!

Once you hit Submit at the bottom of the page, your application will be automatically sent to our Harvesting Card application processing team with the MNBC Authority of Citizenship and Registry.

If any alterations need to be made to this application, click on the Previous Step button below.

Due to a huge influx of applications and system upgrades, we aren't able to provide an estimated review date for this application. While you wait, you may review current MNBC Harvesting Card regulations, the BC Metis Assembly of Natural (BCMANR) and other related resources on the next page.

Maarsi for applying for your Harvesting Card.

 You have already signed

19. Click **Submit Application** to complete your submission.

Métis Nation British Columbia(MNBC) represents nearly 90,000 self- identified Métis people in BC. To date, 25,000 Métis Citizens are provincially registered with MNBC. The Métis National Council and the Provincial Government of British Columbia, as well as the Federal Government of Canada, recognize Métis Nation British Columbia as the Governing Nation for Métis in BC.

Previous Step

Submit Application

Submit and Download